

## Maths Day 2 (Autumn term 2)

Today we would like you to carry on practising telling the time on an analogue clock.

If you still need to practise o'clock times then watch this video...

[https://classroom.thenational.academy/lessons/reading-and-writing-the-time-to-oclock-part-2-cnj6ar?from\\_query=year+2+telling+the+time](https://classroom.thenational.academy/lessons/reading-and-writing-the-time-to-oclock-part-2-cnj6ar?from_query=year+2+telling+the+time)










If you are now happy with o'clock, half past and quarter past times then watch this video...

[https://classroom.thenational.academy/lessons/identifying-quarter-to-on-an-analogue-clock-74wkee?from\\_query=year+2+telling+the+time](https://classroom.thenational.academy/lessons/identifying-quarter-to-on-an-analogue-clock-74wkee?from_query=year+2+telling+the+time)

There is a teaching clock here so that you can make some times on the clock for your child to identify...

<https://www.topmarks.co.uk/time/teaching-clock>

Why not make some matching cards today? You can write different times and clocks on them like this...

	11:30		9:45
12:15	Quarter to four	7:30	
Quarter to ten		5:15	3:45
	Quarter to six		5:45
Eight o'clock		8:00	Quarter past five
Half past eleven	Quarter past twelve	Two o'clock	
	2:00	Half past seven	

Then turn them over and see if you can find two that say the same time.