






LO: To practise spellings

Using some of these strategies that we use in class, choose some of the ible/able words from yesterday to practise in your homework books.


### Top Ten ways to learn a spelling

- 1 Break it into sounds eg 
- 2 Break it into syllables eg 
- 3 Break it into root words and affixes eg 
- 4 Use a mnemonic eg 
- 5 Use your knowledge of word roots eg 

- 6 Use word families eg  **WOULD SHOULD COULD**
- 7 See words within words eg  a friend to the end a rat in separate
- 8 Use spelling rules eg 
- 9 By sight - learn the shape of the word eg  **Look, Cover, Remember, Write, Check**
- 10 By movement - get used to writing the word with your finger, a pen, in the air. eg 

## Rainbow Words

First, write your spelling words in pencil. Trace over the words 5 times using a different coloured crayon each time.



## Spelling Scribble



## Spelling Doodle



## Pyramid Writing

Pyramid write your spelling words. Try to write them neatly!

Example:     S  
                  so  
                 some  
                 some

