

## Phonics Spring 1

Practise your phase 4 tricky words.

Spell: he she we me be they all are

Read: said so were there little one

You could make a pairs game using these word.

You can select a lesson to recap phase 4:

Lesson 16 to 20.

<https://lettersandsounds.org.uk/for-home/year-1>

<https://www.phonicsbloom.com/uk/game/list/phonics-games-phase-4>

 <p><b>Alien Escape</b> Help the alien escape to the spaceship! Look at each picture and move the letters to spell the word correctly.</p> <p>Phase 4</p>	 <p><b>Word Pairs</b> Can you match the picture cards to the word cards? Try to remember where you saw the two matching cards to find a pair.</p> <p>Phase 4</p>
<p><b>Skills taught:</b> Grapheme-phoneme correspondence, blending, segmentation, reading fluency</p> <p><a href="#">Play now</a></p>	<p><b>Skills taught:</b> Grapheme recognition, sounding out, blending, visual memory, auditory memory</p> <p><a href="#">Play now</a></p>

## Reading

Please read a book with your child each day, this could be a colour banded book, a library book or on Bug Club.

To log onto Bug Club [www.activelearnprimary.co.uk](http://www.activelearnprimary.co.uk)

This is the first 4 letters of your child's first name, followed by the first four letters of their surname, followed by 01. Eg.

charsmit01

This half term we are looking at fiction and non-fiction. If you don't have any at home have a look at non-fiction books on Oxford Owls <https://www.oxfordowl.co.uk/> or Bug club. Can you find features of a non-fiction text?

## Features of Non-Fiction Texts

**Glossary**

A glossary is like a dictionary, which explains what key words from the text mean.

**Index Page**

The index is usually at the back of the book. It lists important words from the book in alphabetical order.

**Captions**

A caption is a phrase or sentence which explains what is shown or happening in a picture.

**Labels**

Labels are words which help you to identify a picture and its parts.

**Contents Page**

A contents page is at the front of a book. It tells you what is in the book in order, listing the titles of the chapters or sections.

**Photographs**







These are pictures throughout the text to show you what things look like.


**Sub-headings**

Sub-headings are mini titles throughout a text which tell you what that specific section is about. They are usually bold or bigger than the rest of the writing.

**Headings**

A heading is the main title of the text, which tells you what the text as a whole will be about.



 visit [twinkl.com](https://www.twinkl.com)