

English Day 2 – uplevelling with conjunctions

Yesterday we looked at conjunctions you can use to extend and improve your sentences. Today we are going to use conjunctions and expanded noun phrases to improve and uplevel sentences.

Look at this page and watch the video to remind you what an expanded noun phrase is...



<https://www.bbc.co.uk/bitesize/topics/zwwp8mn/articles/z3nfw6f>

Now look at these sentences and follow the steps to improve each one.

First, re-write this sentence and add the missing punctuation:

a man built a house

Next, think of some adjectives to describe the man and the house:

man	house
	

Use your amazing adjectives to expand these noun phrases:

A _____ man built a
_____ house.

Next, choose one of these linking words:

because

if

when



that

Complete your sentence by using a linking word to add some extra detail about the man or the house.

First, re-write this sentence and add the missing punctuation:

the cat sat on the wall

Next, think of some adjectives to describe the cat and the wall:

cat	wall
	

Use your amazing adjectives to expand these noun phrases:

The _____ cat sat on the _____ wall.

Next, choose one of these linking words:

because

if

when



that

Complete your sentence by using a linking word to add some extra detail about the cat or the wall.

First, re-write this sentence and add the missing punctuation:

three frogs swam in the pond

Next, think of some adjectives to describe the frogs and the pond:

frogs	pond
	

Use your amazing adjectives to expand these noun phrases:

Three _____ frogs swam in
the _____ pond.

Next, choose one of these linking words:

because

if

when

that

Complete your sentence by using a linking word to add some extra detail about the frogs or the pond.
