

Watch this maths live lesson from bitesize...

<https://www.bbc.co.uk/teach/live-lessons/numeracy-ks1-lesson-2/zc2dcmn>

Today it's all about counting!

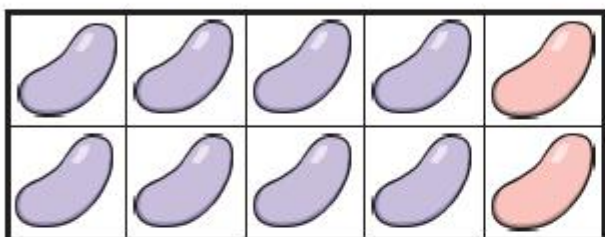
Here are the resources you'll need to join in with the lesson...

Beanstalk Worksheet



Activity 1

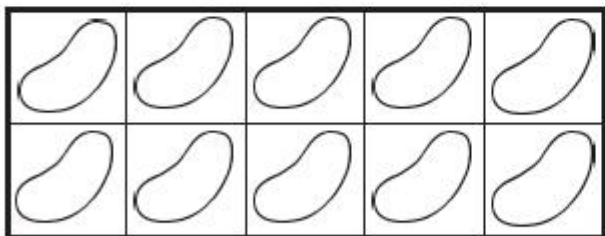
Q1. Here are some magic beans.



Complete the number bond.

$$\bigcirc + \bigcirc = 10$$

Q2. Here are 10 beans.

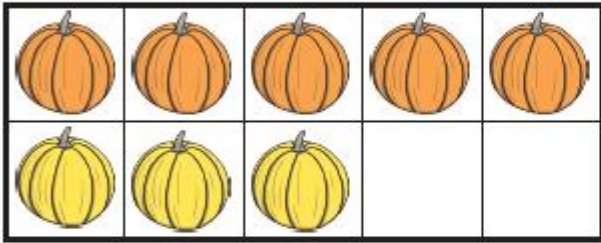


- Colour 6 beans red.
- Colour the rest blue
- Complete the number bond.

$$\bigcirc + \bigcirc = 10$$

Activity 2

Q3. Here are 8 giant pumpkins.



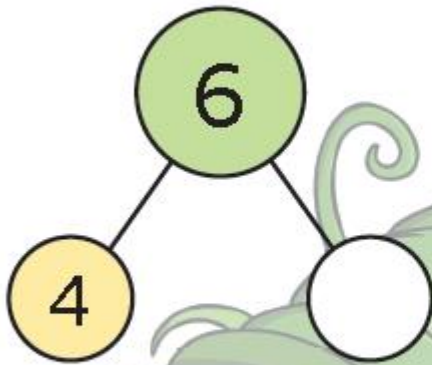
Complete the number bond.

$$5 + \bigcirc = 8$$

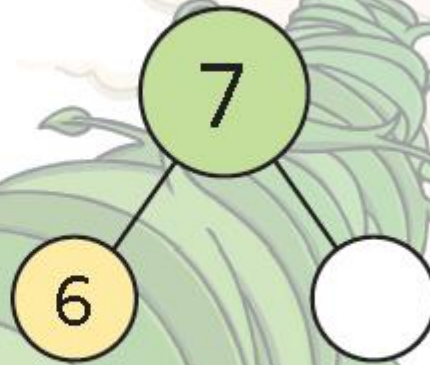


Q4. Complete the part-whole models to show the number bonds.

a)

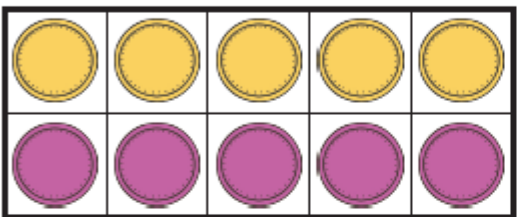
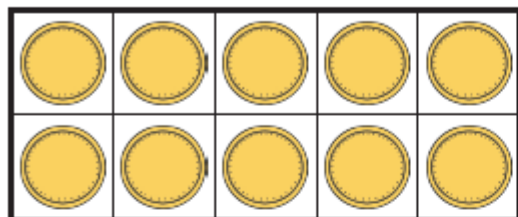


b)



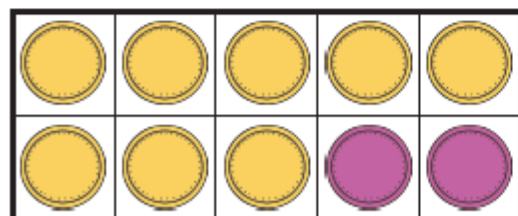
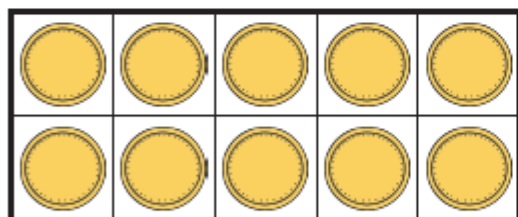
Activity 3

Q4. Here are some coins.



Complete the number bond.

$$15 + \bigcirc = 20$$




Complete the number bond.

$$18 + \bigcirc = 20$$



Activity 4

Q5. Here are 100 magic eggs.



Complete the number bond of 100.

$$40 + \bigcirc = 100$$

