

Summer 2

Phonics

Practise reading and writing the tricky and high frequency words:

Phase 2 to 5 High Frequency Words							
Phase 2		Phase 3		Phase 4		Phase 5	
a	to	will	too	went	when	Mr	by
dad	him	that	was	from	some	looked	their
I	had	then	all	children	come	made	oh
mum	in	now	look	little	there	your	could
big	no	she	we	it's	what	came	about
it	got	this	you	just	so	saw	house
at	go	with	her	help		Mrs	time
on	an	for	be	said		don't	day
up	as	he	they	were		asked	people
back	can	them	are	out		very	here
if	off	down		like		make	I'm
but	not	me		one		put	
of	get	my		have		called	
into	is	see		do		old	
and	the						
his							

Can you put some of these words into sentences?

Write sentences with words containing the Phase 5 sounds.

<https://www.phonicsbloom.com/uk/game/list/phonics-games-phase-5>

<https://www.phonicsplay.co.uk/>

<https://www.ictgames.com/mobilePage/literacy.html>

Reading

Please keep reading from Bug Club: <https://www.activelearnprimary.co.uk/login?c=0>

The log in is the first 4 letters of your child's first name, followed by the first four letters of their surname, followed by 01. Eg. charsmi01

This half term we are looking at fiction and non-fiction. If you don't have any at home have a look at non-fiction books on Oxford Owls <https://www.oxfordowl.co.uk/> or Bug club.

English

Read some fairy tales together. Can you retell the stories in your own words? You might like to write your own version of your favourite fairy tale.

You can listen to some fairy tales by following this link.



<https://www.youtube.com/watch?v=ZE2tBnXu6vA>

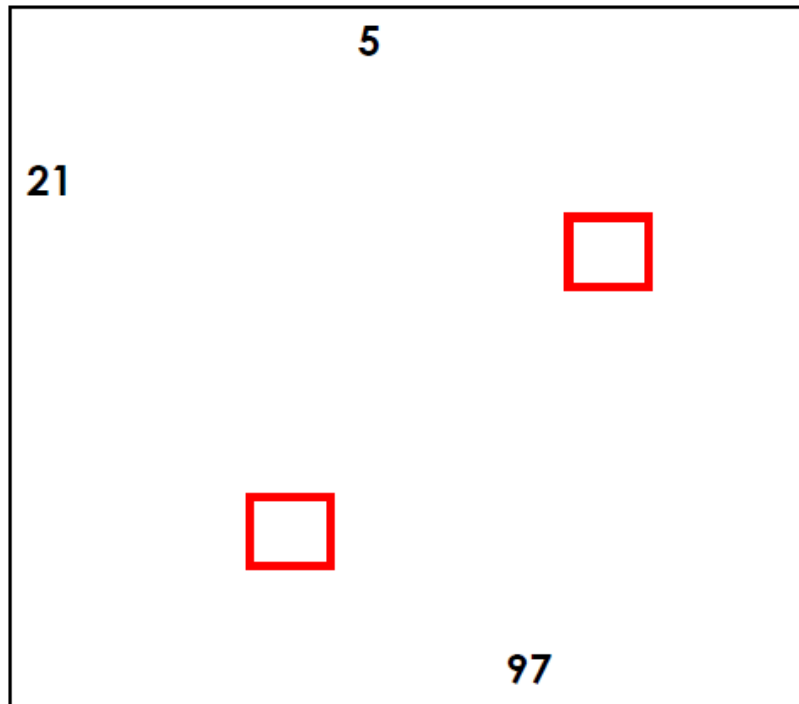
Maths

Exploring numbers to 100

Fill in the red boxes.

1		3			6	7			
					16				
		23							
31				35			38		
						47			50

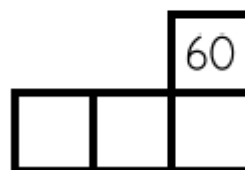
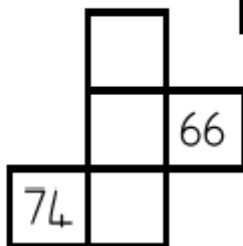
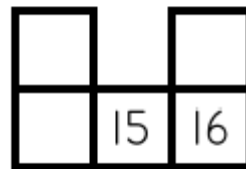
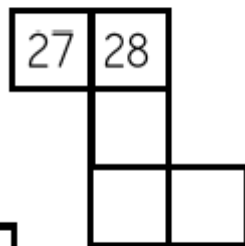
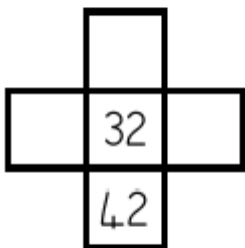
What numbers could be in the **red boxes**?



Fill the gaps

These shapes are from a 100-square.

Fill in the missing numbers.



Money: summer term week 10. Counting in 2's 5's 10's

1	2	3	4	5	6	7	8	9	10
11	12	13	14	15	16	17	18	19	20
21	22	23	24	25	26	27	28	29	30
31	32	33	34	35	36	37	38	39	40
41	42	43	44	45	46	47	48	49	50
51	52	53	54	55	56	57	58	59	60
61	62	63	64	65	66	67	68	69	70
71	72	73	74	75	76	77	78	79	80
81	82	83	84	85	86	87	88	89	90
91	92	93	94	95	96	97	98	99	100

Use the 100 square to count forwards and backwards in 2's, 5's and 10's.

Science

This half term we are exploring plants. You might like to look at the ideas on the national trust site:

<https://www.nationaltrust.org.uk/lists/50-things-activities-to-do-in-your-back-garden>

<https://www.bbc.co.uk/bitesize/topics/zpxnyrd>

You might like to look at a meal, what has been grown?

Can you draw a picture in the style of this artists Yayoi Kusama?



Photograph: Yayoi Kusama

3. Yayoi Kusama, Ready to Blossom in the Morning, 1989

Though known for her mirrored "Infinity Rooms" and use of polka dots (a motif derived from the hallucinations she's suffered since childhood), Yayoi Kusama has incorporated the image of flowers into some of her paintings, sculptures and installations, often rendered in a style that evokes children's art.

Here are some other artists that have been inspired by plants.

<https://www.timeout.com/newyork/art/top-flower-paintings-of-all-time>